



District Report Card: 2017


State: Telangana	District: VIKARABAD
Class: 8	Subject: Language
Schools: 51	Students: 1313


Participation/Coverage


Students

GENDER 	Boys		Girls	
	Number	%	Number	%
	583	44.40	730	55.60

AREA 	Rural		Urban	
	Number	%	Number	%
	1112	84.69	201	15.31

CATEGORY 	SC		ST		OBC		GEN	
	Number	%	Number	%	Number	%	Number	%
	312	23.76	167	12.72	722	54.99	112	8.53

CWSN 	LD	VI	HI	S&LD	ID	Oth
	2	3	1	1	1	33

MANAGEMENT 	Government		Government-aided	
	Number	%	Number	%
	1282	97.64	31	2.36

Average Performance of Students in Language (%)

Overall	Gender		Area		Management		Social Group			
	Male	Female	Rural	Urban	Govt.	Aided	SC	ST	OBC	GEN
51.52	51.41	51.61	51.14	53.63	51.12	67.96	49.06	44.67	53.59	55.24

Performance on Learning Outcomes (LOs)

Learning Outcomes	Description	Average Performance(%)
L813	Read textual/non-textual materials with comprehension and identifies the details, characters, main idea and sequence of ideas and events while reading	51.52

Range of Performance of Students who Answered Correctly							
Below 30%		30% - 50%		50% - 75%		Above 75%	
Number	%	Number	%	Number	%	Number	%
249	18.96	368	28.03	496	37.78	200	15.23

Lowest Performing Learning Outcomes (LOs)

1 - Read textual/non-textual materials with comprehension and identifies the details, characters, main idea and sequence of ideas and events while reading (51.52)